


GLASS SKYLIGHTS



... enjoy the bright, cool and quiet spaces of tomorrow

 **SKYDOME**®





Skydome

... making life indoors

Skydome's range of glass skylights have been designed and manufactured to the highest possible level of quality and endurance for Australian conditions, including combustibility.

Designed for installation into almost any new or existing structure, a Skydome skylight offers you the freedom to locate a bathroom, ensuite, kitchen and laundry away from exterior walls, providing overhead natural light in a cost and energy-efficient way.

Skydome skylights are guaranteed to be entirely weather proof and robust, and are manufactured from quality raw materials sourced within Australia.

Available in a wide range of sizes and models to suit all building applications, they complement the Australian roof construction industry. Skydome's range of glass skylights can transform any dark or poorly lit room into a new, vibrant and bright space in any home. Rooms feel brighter and are fresher, thanks to brilliant natural light.

THERMAL BENEFITS

Glass skylights have the advantage of high thermal qualities: cooler in summer and warmer in winter. Dependent upon the types of glass installed, heat and UV ingress can be reduced by up to 78% (double glazed with tinted insulation) during summer and retention of warmth in winter by up to 69%.

Skydome's range glass skylights offer two specific performance ratings:

- U Value – a measure of efficiency in resisting heat transfer through the skylight
- Shading Coefficient (shgc) – measure of effectiveness in providing shading from the heat and sun
- The lower to rating for both U Value and Shading Coefficient (shgc), the greater the thermal and shading performance of the glass.

This means Skydome's range of glass skylights have excellent insulating performance and maintain high daylight transmission to retain views, minimise energy costs and maximise comfort.

SKYDOME FEATURES

GLAZING OPTIONS

Skydome's range of glass skylights have a range of single and double-glazed options.

SINGLE GLAZED

Clear, opal and tint laminate, clear and obscure Georgian wireplate and Low-E (low emissivity)

Specifications:

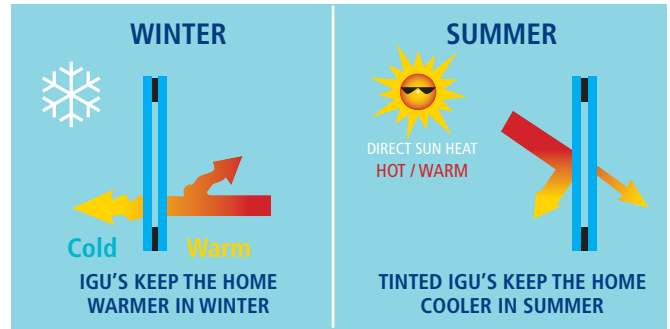
THICKNESS	GLAZING TYPE	U VALUE	SHADING COEFFICIENT
6.38mm	Clear Low-E laminate	3.6	shgc 0.68
6.38mm	Grey tint laminate Low-E	3.6	shgc 0.42
6.0mm	Obscure Georgian wireplate	5.8	shgc 0.78
6.0mm	Clear Georgian wireplate	5.8	shgc 0.82
6.38mm	Translucent (opal) laminate	5.9	shgc 0.64
6.38mm	Clear laminate	5.8	shgc 0.79
6.38mm	Grey tint laminate	5.6	shgc 0.58
6.38mm	Clear Low-E laminate	3.6	shgc 0.68
6.38mm	Grey tint Low-E laminate	3.6	shgc 0.42

* Thicker glazing options available:
e.g. 10.38mm to 12.38mm

DOUBLE GLAZED SKYLIGHTS

Insulating Glass Units (IGU's), also known as double glazing, are two panes of glass, bonded to a spacer and separated by an argon gas filled space. Because this space is fully sealed, it acts as an insulator, keeping your home at a comfortable temperature in both Summer and Winter.

Popular options are shown below. However, there are other glazing choices such as clear or obscure Georgian wired.



	OPTION 1	OPTION 2	OPTION 3
Outer Pane	6.38mm clear laminate	6.38mm tint laminate	6.38mm opal laminate
Argon gas space	12mm	12mm	12mm
Inner Pane	6.38mm clear Low-E laminate	6.38mm clear Low-E laminate	6.38mm clear Low-E laminate
U-value	1.9	1.9	1.9
SHGC	0.59	0.41	0.45

FLASHINGS

Skydome's glass skylights are housed in a quality flashing (which secures the skylight to the roof) suitable for a range of roof profiles including corrugated metal, terracotta tile, cement tile and metal deck.

Skydome's flashings are prefixed to the skylight unit to guarantee ease of installation and water-tightness. They are Australian made and designed to offer robustness for Australian conditions.


BUSH FIRE RATED SKYLIGHTS

If your home is within an area of high bush fire risk, you must comply with strict building codes for all building materials including windows and skylights.

Skydome's range of non-combustible glass skylights comply to Australian Standard AS3959-2009 and have been assessed by CSIRO's Manufacturing and Infrastructure Technology Division as compliant to clause C1.12(f) of the Building Code of Australia (BCA).

The bushfire/non-combustible skylight is normally supplied with 6mm/6.38mm thick safety glass, however thicker safety glass or other glass types are also available.

A complete copy of the CSIRO report is available for viewing on the Skydome web site.



SKYDOME DIMENSIONS

Perhaps the most important question to consider when choosing a Skydome skylight is "what size do I require?". Skydome Glass Skylights are available in a range of sizes (see chart below) to suit any situation and roof structure. In most instances, the size of the room and the amount of light desired will determine the ideal dimensions of your new Skydome.

The roof structure will also play an important part in the decision. In a conventional roof, the rafters and ceiling joists can be altered to accommodate the majority of available Skydome sizes. For a trussed roof, your Skydome will need to fit between the trusses (which are usually 600mm apart); therefore, the 550mm wide range of sizes should be used.

Please contact us for expert advice on choosing the ideal size for your requirements. If rafters are spaced at 450mm centres, the 400mm or 800mm models could be more appropriate. If you are in doubt contact Skydome.

400mm x 700mm	550mm x 550mm	550mm x 800mm	550mm x 1100mm
800mm x 800mm	800mm x 1100mm	1000mm x 1000mm	1200mm x 1200mm

NEW SOUTH WALES

SALES & SHOWROOM

64 Victoria Road,
Drummoyne NSW 2047

Ph: 13 14 24 (sales)
Fax: (612) 9744 1267

SHOWROOM & FACTORY

30 Artisan Road
Seven Hills NSW 2147

Ph: 02 9745 1522 (admin)
E: sales@skydome.com.au

QUALITY GUARANTEE

All Skydome Glass Skylights have been tested to Australian Standard (AS3959-2009) - your guarantee of quality workmanship. In the unlikely event of a product or installation fault, we offer a seven-year guarantee on our products and installations. We have been manufacturing skylights since 1976, so you can be assured that in the unlikely event a problem arises, we will be there to rectify it for you.

Products not manufactured by Skydome such as electrical components, glass and some accessories are subject to the original manufacturer's warranty.

QUEENSLAND SALES & SHOWROOM

Unit 2, 11 Eileen Street, Underwood QLD 4119
Ph: 07 3299 4377 Fax: 07 3208 0701 E: sales@skydome.com.au



SKYDOME®



The original SKYDOME® remains the number one choice when it comes to delivering natural light to any area of the home.

Installing a SKYDOME® provides the freedom to design any room away from the exterior walls while delivering natural light in a cost and energy-efficient way.

Skydomes are domed skylights that suit most types of roofing systems.

SKYWINDOW™



A SKYWINDOW® provides an opportunity for architects, designers, builders and renovators to deliver light, air and life to any part of a building.

A SKYWINDOW® will add a new dimension to any home by introducing natural light and refreshing breezes to any room.

Skywindows are double-glazed, nordic pine and have been awarded a five-star energy rating.

SKYTUBE®



The SKYTUBE INTECH® is the highest performing tubular skylight of its kind on the market. Specifically designed with energy efficiency in mind, SKYTUBE INTECH has raised the bar, delivering the ultimate in cool daylight performance.

SKYTUBE INTECH® provides the perfect solution for dark rooms where a traditional skylight size is unwarranted; they are also ideal for larger rooms which demand task lighting.

AGENT/RESELLER

skydome.com.au - the only web address you will need when it comes to natural lighting and ventilation products.

DISCLAIMER

The information contained in this brochure was correct at time of publication. Skydome Skylight Systems have the right to change any specifications at any time. Any updated or changed specifications or product features will be made available on the company web site: www.skydome.com.au.

Skydome Skylight Systems will not be responsible for any physical or financial loss or disadvantage based on the specifications contained within this brochure.



MBA